

## DSF SCHOLAR IMPACT



**80%**

**DSF SCHOLARS** in cohorts 2018–2023 who were enrolled in college or graduated in academic year 2023–2024

**14,200+**

**STUDENTS** served academic year 2023–2024

**8,660+** 9th–11th Grade

**3,370+** 12th Grade

**2,190+** Scholars

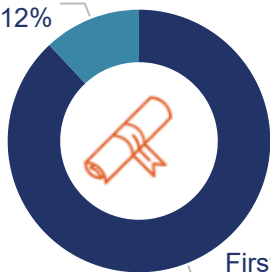


## DSF Scholar Demographics

### Generation to College

Continuing Generation

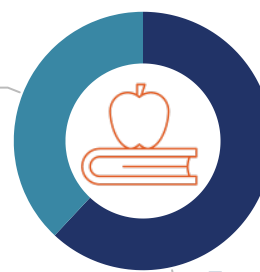
12%



First Generation  
88%

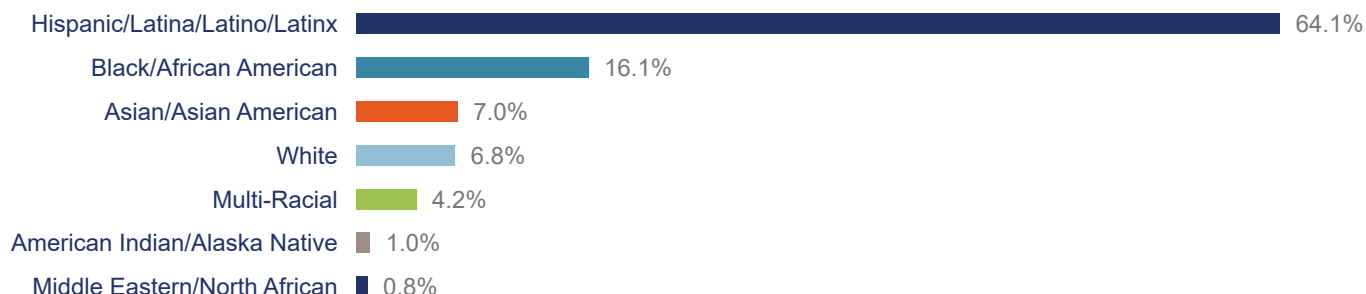
### Gender

Male 38%



Female 62%

### Race/Ethnicity



In 2023–24, DSF awarded a total of \$7.6M+ to 2,190+ Scholars.

Since 2018, DSF has served 4,290+ Scholars. 3,400+ Scholars were enrolled or graduated in 2023–2024.

"Scholars" have received a scholarship payment from DSF.

"Graduates" are Scholars who have completed a certificate, associate, and/or bachelor's degree.

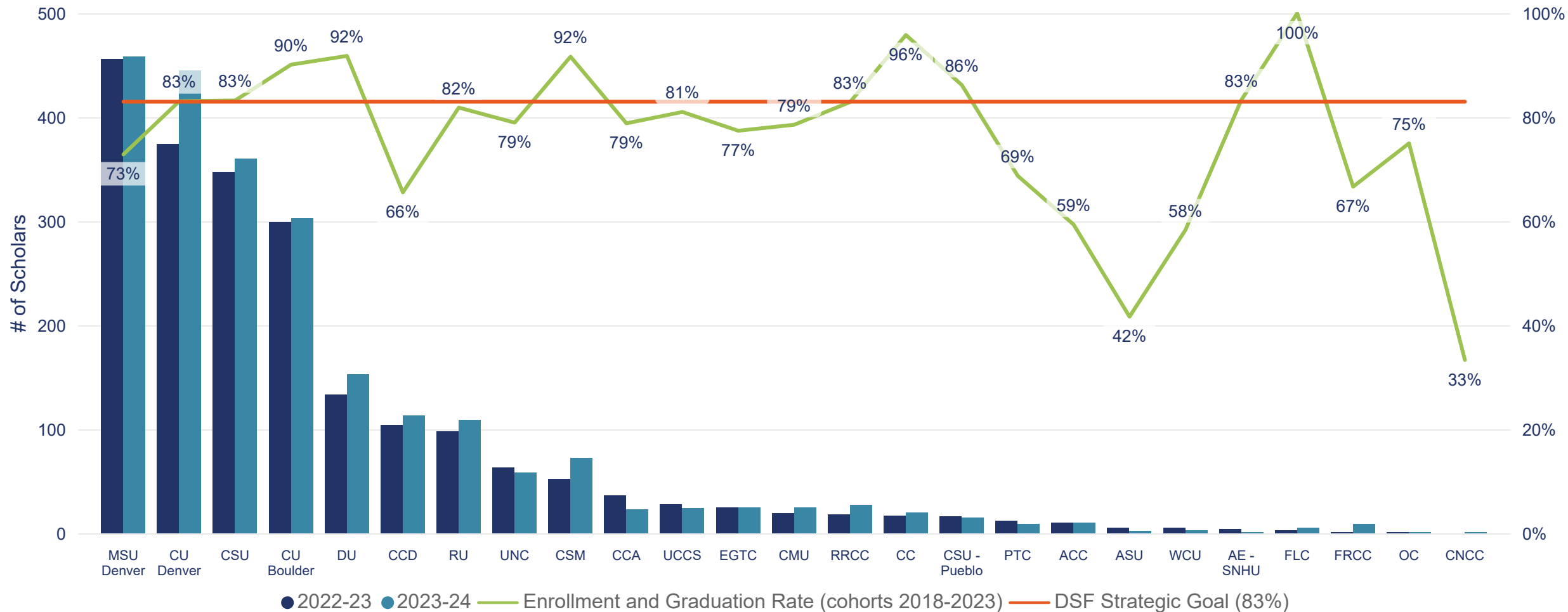
Since its founding in 2006, DSF has funded 10,690+ Scholars.

Every scholarship includes support services.

All recipient, graduate, and persistence data is through summer 2024. The next update will be available 2025.

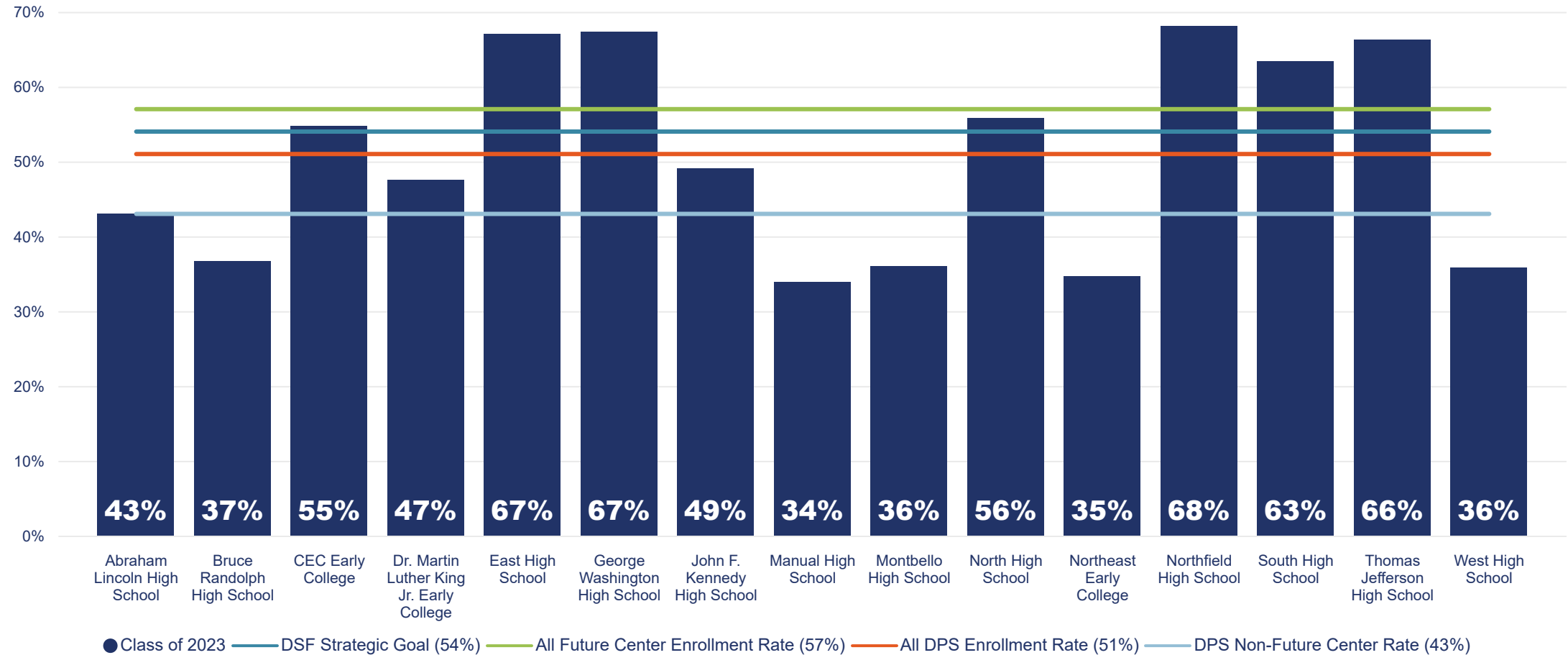


# College Success by Institution



All recipient, graduate, and persistence data is through summer 2024. The next update will be available 2025.

## Class of 2023 Future Center College Enrollment Rates



*Future Center schools in the 2023-24 academic year.*

*All recipient, graduate, and persistence data is through Summer 2024. The next update will be available Fall 2025.*